

Classroom Management Final Project

Jennifer Ova

University of Mary

Classroom Management Philosophy

My classroom management philosophy is based largely upon Fay and Funk's idea of Love and Logic. I strongly believe in the importance of building trusting relationships with your students and creating a classroom culture of respect. I will strive to provide a safe, comfortable, and caring learning environment that builds on student's self-concept. Wong and Wong's idea of establishing clear rules and procedures in the classroom is an important part of my classroom management philosophy as well. I feel that students should know what is expected of them, but empathy and understanding should be used to guide consequences.

Plan for the first 5 days

Day 1:

- Greet students at the door
- "Getting to know you activity" (see appendix A)
- Teach bathroom break procedure
- Teach signals for getting attention
 - "1,2,3 eyes on me" and students respond with "1,2,3, eyes on you"
 - "mac n cheese" and students respond with "freeze"
- Teach entering the classroom
- Teach lining up procedure
- Teach lunch routine
- Give students take home folders
 - Take home folders will be used to send home information for parents and to send students' completed work home.

Day 2:

- Greet students at the door
- Rehearse Day 1 procedures
- Teach morning routine
- Make a poster of the classroom promises together as a class
- Go over classroom supplies and cleaning up work area
 - I will have a caddy of school supplies at each table for students to use for quick access.

Day 3:

- Greet students at the door
- Rehearse morning routine
- Teach seatwork procedure
- Teach group work procedure
- Teach carpet procedure
- Go over classroom helper jobs
 - Each student will be assigned a number and will be the classroom helper on their day.

Day 4:

- Greet students at the door
- Rehearse seatwork, group work, and carpet procedures
- Review classroom promises
- Go over teacher expectations
 - Voice levels

- 0- No talking
- 1- Whisper
- 2- Quiet conversational voice
- 3- Presentational voice
- 4- Outside voice
- Go over “In this class poster” (see appendix B)
- Go over non-negotiables ex: bullying

Day 5:

- Greet students at the door
- Reinforce procedures from the first few days
- Introduce free choice procedure
- Introduce compliment circle (see appendix C)
 - Students choose a popsicle stick with a classmates’ name on it and give a compliment to their second- grade friend.

Procedures

Bathroom Procedure

1. Quietly get the girls or boys hand sanitizer
2. Set the hand sanitizer on your desk
3. Go use the bathroom
4. Put the hand sanitizer back when you return

Seatwork Procedure

1. Take out supplies needed
2. Stay on task
3. Do your personal best
4. Raise your hand if you need help
5. Read quietly when finished
6. Voice level 0

Group Work Procedure

1. Sit elbow, elbow, knee, knee
2. Start right away
3. Stay on task
4. Do your personal best
5. Work as a team
6. Raise your hand for help
7. Voice level 2

Carpet Procedure

1. Sit criss cross
2. Hands in lap
3. Active listening
4. Raise hand
5. Voice level 0

Free Choice Procedure

1. Choose an activity of your choice
2. Include your classmates

3. Share
4. Put the activity back where you got it
5. Voice level 2

Classroom Promises

Example of classroom promises that students may come up with

1. Respect yourself and others
2. Be responsible for your learning
3. Be safe
4. Be ready to learn
5. Stay on task
6. Treat everyone with kindness
7. Believe in yourself
8. Always do your personal best

“Bucket Filling Classroom”

“A Bucket Filling Classroom” is an incentive for good behavior, following rules and procedures, having respect for those around you, and being kind. A bucket filling classroom looks like smiles, helping friends, being nice, sticking up for each other, working together, and sharing. It sounds like kind words, compliments, kids listening, using manners and nice words, and students having fun. It feels safe, happy, nice, peaceful, caring, and respectful. The goal is for students to fill up the bucket and receive a class reward of their choice. When students show

the teacher what a bucket filling classroom looks like, sounds like, or feels like, they get a drop in the bucket. Cotton balls represent a drop in the bucket, until the bucket is full of cotton balls.

I love this idea and I plan to do this in my classroom as it encompasses my classroom philosophy of creating a culture of respect and providing a safe, comfortable, and caring learning environment building on self-concept. I think it is a simple and great way to reward good behavior and respect in the classroom. Students strive to do the best they can when they know they will be rewarded for doing good. I feel that the bucket filling classroom idea promotes good life skills as well. We want our students to grow up being kind, using manners and nice words, and being caring and respectful to those around them. It also helps the classroom to run smoothly when students are doing what is expected of them. (see appendix D)

Connections to students and families

I believe it is very important to build trusting relationships with both students and parents and I would like to accomplish this by making connections and reaching out to them. Before school even begins, I would send out a “meet the teacher” letter so both students and parents can get to know a little bit about me (see appendix H to see what my “meet the teacher” letter might look like). I plan to make phone calls home and update the parents about how their child is doing and make sure to say something I am proud about or something positive about their child. I also think it would be cool to create a class website where parents can see what their children are learning about and creating in class. I think it is important to support my students outside of the classroom as well, which is why I will try to attend my students’ sporting events and other extra curriculars.

Love and Logic

I plan to include a few key principles of Love and Logic in my classroom. I will allow shared control in developing our classroom promises. I will have empathy for my students and be understanding as I will compromise with my students and offer choices for a logical consequence of their behavior. Using love and logic language in my classroom is something I will work hard at as a teacher (see appendix E to find examples). Building positive student self-concept will be a priority in my classroom. I think it is neat when teachers address students as scientists, readers, and explorers, etc. I would love to include a welcoming door like the one found on (see appendix F) in my classroom. Compliment circle will create a kind and respectful classroom environment (refer to appendix C again). I would like to include a poster in my classroom (see appendix G) to promote growth mindset in my students which I think is very important especially in building self-concept. My goal is to develop a trusting relationship with all my students and look for the bright star hiding in each of them.

Conclusion

My philosophy of classroom management focuses on the principles of love and logic as well as the importance of procedures and classroom promises that students abide by. During the first few days, it is important to teach, rehearse, and reinforce the procedures of the classroom. Having a “bucket filling” classroom will promote good behavior, respect, and a caring classroom environment. I believe connecting with parents is important to build that sense of trust that allows for open communication about students’ learning. Lastly, priority of mine as a teacher will be to build upon my students’ self- concept with love and logic principles and by using some of the ideas attached in the appendix below.

References

Fay, J. and Funk, D. (2010). *Teaching with Love and Logic: Taking control of the classroom.*

Love and Logic Press: Golden, CO.

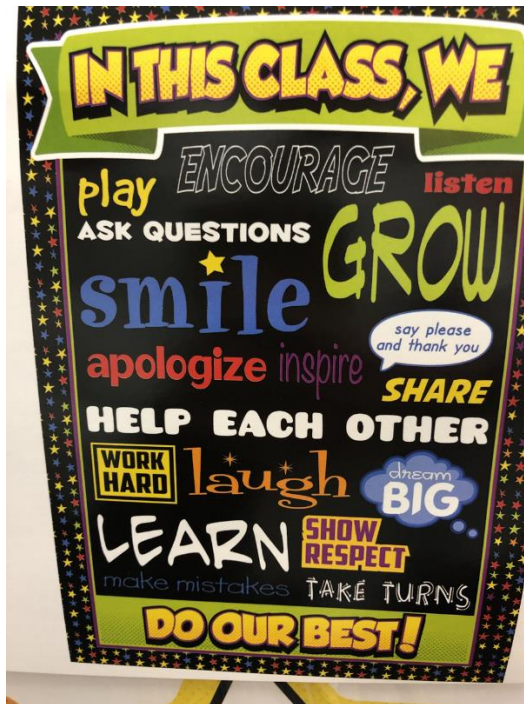
Wong, H. and Wong, R. (2014). *The Classroom Management Book.* Harry Wong Publications,

Inc.:Mountainview, CA.

Appendix A




Appendix B



Appendix C


Compliment Circle Starters

- I think you...
- You are...
- I like how you...
- I like the way you...
- Thank you for...
- You are good at...
- You were a good friend when...
- It was nice of you to...
- Good job showing...
- You worked really hard at...




Our **ELEMENTARY** Lives

Appendix D



A Bucket Filling Classroom...



👁️ Looks like:	👂 Sounds like:	❤️ Feels like:
<ul style="list-style-type: none"> • kids sharing supplies • smiles ☺ • kids sticking up for a classmate who is being bullied • kids writing nice notes to each other • when someone spills their crayons, classmates help them pick them up • kids working together 	<ul style="list-style-type: none"> • compliments • kind words • friendly tone of voice (not sarcastic) • saying "please" and "thank you" • "Do you want to play with us?" • "I like your..." • "Do you need help?" 	<ul style="list-style-type: none"> • happy • SAFE! • helpful • caring • supportive • friendly • polite • kind • comfortable

Appendix E

Love and Logic Solution:

Turn Your Word Into Gold

The Art of Enforceable Statements for the School

Ineffective Technique	Love and Logic Technique
Please sit down. I'm going to start now.	I'll begin as soon as you are seated.
Please be quiet. It's time to begin.	I'll be glad to start as soon as you show me that you are ready.
Open your books to page 54.	I'll be working from page 54.
I'm not going to line you up until everyone is quiet.	I'll be lining people up as soon as it is quiet.
Don't sharpen your pencil while I'm talking.	I allow people to sharpen pencils when I am not giving directions.
You can't go to the restroom until I finish the directions.	Feel free to go to the restroom when I'm not giving directions.
Don't be bothering your neighbors.	You are welcome to stay with us as long as you and others are not being bothered.
Keep your hands to yourself.	Feel free to stay with us when you can keep your hands to yourself.
Turn your assignment in on time or you'll get a lower grade.	I give full credit for papers turned in on time.
Don't talk to me in that tone of voice!	I'll listen as soon as your voice is as calm as mine.
You show some respect.	I'll be glad to discuss this when respect is shown.
Don't be late for class.	All of those who arrive on time go home on time.
Don't try to turn in sloppy papers to me.	I'll be glad to accept all papers that meet the neatness standard for this room.
Keep your desks organized and neat.	All owners of neat desks are welcome to join us at recess.
I'm not loaning you any more paper.	I loan paper to those who have not borrowed before.
If you can't remember your pencil, you're just going to have to do without.	Feel free to borrow from anyone but me.

Appendix F



Appendix G



Appendix H

MEET THE TEACHER!

Hi! My name is Miss Lane and I am going to be your first grade teacher! This will be my first year teaching at Berea but my fourth year teaching first grade. I love first grade and all the exploring, learning, and fun we get to have!

I have a master's degree in Reading and I love to teach reading! I could teach it all day! I can't wait to help you become a better reader and expose you to lots of new reading adventures!

I grew up in sunny Hilton Head, South Carolina and I love to go home and visit often. My parents and my younger brother, Christopher still live there.

This summer, I finally got the puppy I have been dreaming of! Rudy is a cockapoo and has more energy than a room full of first graders!

I can't wait to spend the next year learning and growing with you!

MY FAVORITES

Food: Mashed Potatoes
 Movie: The Help
 Book: Any cookbook!
 Color: Pink
 Drink: Diet Coke
 Season: Spring
 Sports Team: Clemson & Yankees
 Fast Food: Wendy's
 Animal: Panda
 Hobby: Cooking



